


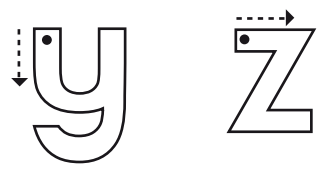


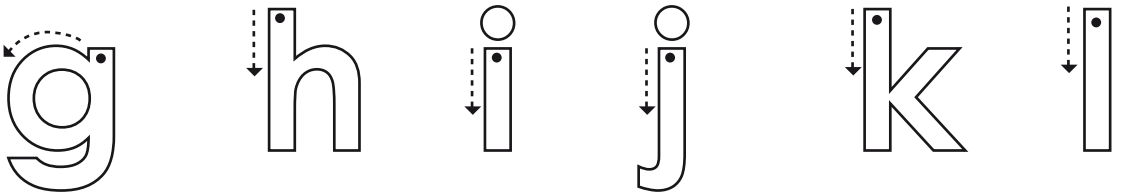


British Wool LEARNING

Name: Class:

Handwriting 1

Draw the shape of each letter inside the outline. Start with your pencil on the dot • and follow the direction of the arrow.



i love to write

.....



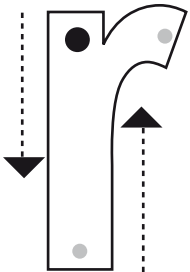
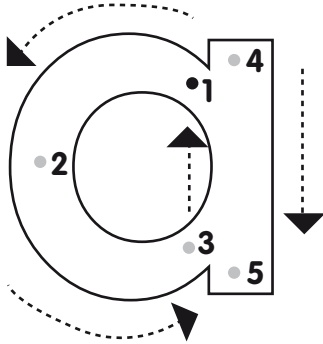
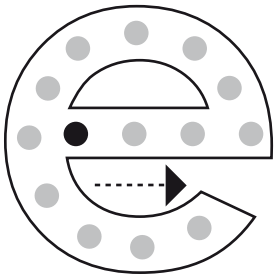
British Wool LEARNING

Name: Class:

Handwriting 2


Practise the letters and then write the word

Start with your pencil on the black spot and then follow the arrow to join the dots on the big letter. Practise each letter as many times as you can fit on the line.



ear

Draw an arrow to show where the sheep's **ear** is.





Name: Class:

Handwriting 3

Practise the letters

Trace the grey letter and then practise your own along the line.

a a

b b

c c

d d

e e

f f

g g

h h

i i



British Wool LEARNING



Name: Class:

Handwriting 4

Draw the shape of each letter and write the word again on the line.

lamb

sheep

wool

grass

field